

# CATALOGUE



CABLE MANAGEMENT SYSTEMS

 **KASSINAKIS**





...Our **Cosmos**, Your Strength



## COMPANY

**KASSINAKIS** Company was founded in 1964 by Mr. Petros Kassinakis. It is a Greek company that has established itself as a pioneer in the production and distribution of high-quality cable management systems. Since its inception, **KASSINAKIS** has specialized in the processing of synthetic materials, using the methods of injection and extrusion, including the production of **Electrical Tubes, Channels, Plastic Profiles, Special Application Tubes**, as well as **Electrical Boxes and High Precision Technical Plastic Components**.

The quality and reliability of our products cover the diverse needs of modern electrical installations in Greece and abroad. All our products are manufactured in accordance with the most stringent international standards, adhering to the requirements of Total Quality principles. With respect to the environment and people, we respond safely to the demands of modern markets. Our know-how and long experience at KASSINAKIS, based on research, development, and production, make us one of the leading manufacturers of High-Quality Electrical Material in Greece.

## FACILITIES

**In our privately owned premises of 9,000 m<sup>2</sup>**, we operate a vertically integrated production unit with state-of-the-art machinery and innovative equipment, organized storage space, as well as functional offices for the administrative services of the company. This infrastructure enables the **company to exceed the Greek market's needs every day, and its products are currently exported to more than 20 countries.**

## PRODUCTS - SERVICES

As pioneers with an emphasis on safety, functionality, and ease of installation, we offer new solutions, succeeding in combining excellent quality with the best price. We produce a wide range of Pipe Systems and Electrical Installation Channels:

- Funnel-type pipe systems
- Recessed electrical installation boxes
- Outdoor pipe systems of type EN
- Watertight junction boxes
- Tubes for special applications
- Electrical installation channel systems

In cooperation with the **German company FRÄNKISCHE, one of the largest companies worldwide** with a presence of over 100 years (founded in 1906), we manufacture products using special conductors for electrical installations, resistant even to extreme temperatures, weather conditions, UV radiation, acids, and alkaline substances. For special applications, we offer products that do not contain halogens and are highly resistant.

## INNOVATION

We believe that innovation is the most important parameter for growth. That's why we apply new standards in performance, functionality, and aesthetics. Through the daily diagnosis of market needs and trends, we successfully meet every relevant demand. In cooperation with our customers, we design components according to their specifications and requirements, **offering innovative solutions with greater safety and quality for the everyday environment.**

Utilizing the most sophisticated measurement, control, and automation systems in our well-equipped in-house machine shop-featuring CAD/CAM design programs-we manufacture moulds with state-of-the-art CNC machines. We can therefore respond to any application by designing and producing new products, offering our advanced know-how and long experience to our customers' bespoke projects.

## VISION - OBJECTIVES

Our company's long-term strategy is based on a continuous effort for growth and on meaningful cooperation with our customers.

Our investments are based on a **spirit of ingenuity** and are future-oriented, not only in production but also in organization, management, and development.

**By setting new business goals** and making significant investments, we are ensuring our global competitiveness and expansion into new, emerging markets.

**Looking to the future, the company** is committed to being guided by consistent quality and service, reliability, and mutual trust, providing added value to its customers.



## CERTIFICATION

For **KASSINAKIS**, safety in the field of electrical installations is a fundamental principle. All pipes are subject to endurance tests relevant to their field of application. This means that compliance with Greek and European specifications and standards is a priority and a commitment for us.

All our products exceed the requirements of the relevant European and International Directives and Standards, such as **2006/95/EC and 2002/95/EC, and are legally CE marked.**

In addition, they are certified by both internationally recognized and Greek bodies, such as the Hellenic Electronic Equipment Quality Assurance Center (HEEQAC). They are monitored in real time with modern industrial equipment and always in compliance with the requirements of the **Quality Management System EN ISO 9001:2015**, which covers all the company's activities and procedures: from the supply of materials and the design of new products to production, quality control, final distribution, and after-sales service.

The exclusive use of quality raw materials and continuous production control in our own test centers and laboratories, as well as in officially recognized independent test centers, results in high product quality and the continuous upgrading of the services provided.

## ENVIRONMENTAL MANAGEMENT

As the protection of the environment is an issue that concerns all of us, **KASSINAKIS**, with a sense of responsibility towards society as a whole, Clips environmental awareness. A pioneer in the industry, it has developed and is certified in an Integrated Environmental Management System in accordance with the **EN ISO 14001:2015** standard.

The company's human resources, who support its orientation and philosophy, are partners in this effort. **KASSINAKIS**, by adopting an **integrated environmental policy**, contributes directly to minimizing the environmental impact of its operations by allocating significant funds for green investments.

## QUALITY POLICY

The aim of **KASSINAKIS** is the production and marketing of high-quality products that **exceed the specifications** set by customers, as well as **Greek and International standards**.

For this purpose, the company's management implements a **Quality Management System** designed to comply with the requirements of the standard EN ISO 9001:2015.

The implementation of this System is the company's commitment to comply with its requirements and to continuously improve our efficiency, aiming for superior quality products. The quality objectives of **KASSINAKIS** are set by the entire management and include the following:

- Continuous improvement of customer satisfaction in terms of quality and delivery time.
- Maintaining high quality in production through proper planning and control.
- Avoiding quality errors. Any errors are dealt with immediately and efforts are made to eliminate their causes.
- Strict selection and continuous evaluation of our suppliers, ensuring we only work with the most reliable partners.
- Staying continuously informed on new products and market trends.
- Continuous training of our company's human resources to upgrade the services provided at all levels.

In order to achieve the above objectives, the management is committed to providing the necessary resources to its employees, who, through collective effort at all levels of the company's organization, guarantee the superior quality of the products and services we offer to our customers.





# CONTENTS

- 10-11** Double Wall Conduit Systems  
(Underground Networks)
- 12-35** Surface Mounted  
Conduit Systems  
(External Installations)
- 36-42** Flush Mounted Conduit Systems  
(Embedded)
- 43** Conduits for special applications
- 44-52** Junction Boxes & Accessories
- 53** Plastic Box for Underground  
Network & Other accessories
- 54-67** Cable Management Systems
- 68-73** APPENDIX – Product  
References & Standards



## **Double Wall Conduit Systems (Underground Networks)**



# Terraflex®

## Pliable Corrugated Conduit - Special Applications

Application standards: EN 61386.1

### Properties

Compression Resistance	Light Type (450N)
Impact Resistance	Light Type 1 Joule
Minimum Application Temperature	-5°C
Maximum Application Temperature	+60°C
Bending Resistance	Pliable (spiral)

### Conduits



Light Type (450N)	Type	Item code	(mm)	(mm)	(m)
<b>RAL 9005</b> Black	ø40	69170040	40	31	50
	ø50	69170050	50	40	50
	ø63	69170063	63	50	50
	ø75	69170075	75	60	50
	ø90	69170090	90	73	50
	ø110	69170110	110	92	50
	ø125	69170125	125	105	50
	ø160	69070160	160	137	50
	ø200	69170200	200	171	25

### Couplers

Light Type (450N)	Type	Item code	Packaging (pcs)
<b>RAL 9005</b> Black	ø40	63150740	1
	ø50	63150750	1
	ø63	63150763	1
	ø75	63150775	1
	ø90	63150790	1
	ø110	63150711	1
	ø125	63150712	1
	ø160	63150716	1
	ø200	63150720	1

### Spacers

Light Type (450N)	Type	Item code	Packaging (pcs)
<b>RAL 9005</b> Black	ø110	63070110	50
	ø125	63070125	50
	ø160	63070160	30
	ø200	63070200	20



## Surface Mounted Conduit Systems (External Installations)





# Cosmoflex® Heavy Type

Pliable Corrugated Conduit - 1250N **HALOGEN FREE**

Application standards: EN 61386.22. EN 50642

Harmonisation Directives: 2002/95/EE, (EU) 2017/2102 & 2014/35/EE

Properties		Class 4443
Compression Resistance	Heavy Type (1250N)	"4"
Impact Resistance	Heavy Type 6 Joule	"4"
Minimum Application Temperature	-25°C	"4"
Maximum Application Temperature	+105°C	"3"
Bending Resistance	Pliable (spiral)	"2"
Electric Properties	Electrical insulating properties	"2"
Resistance Against Penetration of Solid Particles	Dust - Tight	"6"
Resistance Against Penetration of Liquid Particles	Low Pressure Water Jets (all directions)	"5"
Flame Propagation Resistance	Non Flame Propagating	"1"



Heavy Type (1250N)	Type	Item code	(mm)	(mm)	(m)	Packaging (m)	Pallet (m)
<b>RAL 7035</b> Grey	ø16	45000916	16	≥ 10,2	50	200	3.600
	ø20	45000920	20	≥ 13,6	50	200	2.400
	ø25	45000925	25	≥ 18,6	50	200	2.400
	ø32	45000932	32	≥ 24,3	25	100	1.200
	ø40	45000940	40	≥ 31,2	25	100	800
	ø50	45000950	50	≥ 39,8	25	100	600
	ø63	45000963	63	≥ 50,3	25	100	300



EN ISO 9001:2015  
EN ISO 14001:2015  
EN ISO 45001:2018





# Cosmotube® Heavy Type

## Rigid Straight Conduit - 1250N HALOGEN FREE

Application standards: EN 61386.21. EN 50642 (VDE 0604-2-100): 2019-05

Harmonisation Directives: 2002/95/EE, (EU) 2017/2102 & 2014/35/EE

Properties		Class 4443
Compression Resistance	Heavy Type (1250N)	"4"
Impact Resistance	Heavy Type 6 Joule	"4"
Minimum Application Temperature	-25°C	"4"
Maximum Application Temperature	+105°C	"3"
Bending Resistance	Rigid	"1"
Electric Properties	Electrical insulating properties	"2"
Resistance Against Penetration of Solid Particles	Dust - Tight	"6"
Resistance Against Penetration of Liquid Particles	Low Pressure Water Jets (all directions)	"5"
Flame Propagation Resistance	Non Flame Propagating	"1"



Heavy Type (1250N)	Type	Item code	(mm)	(mm)	(m)	Packaging (m)	Pallet (m)
<b>RAL 7035</b> Grey	ø16	44500116	16	≥ 13,4	3	111	6.660
	ø20	44500120	20	≥ 16,8	3	111	5.550
	ø25	44500125	25	≥ 21,6	3	57	3.420
	ø32	44500132	32	≥ 28,2	3	57	2.280
	ø40	44500140	40	≥ 36	3	21	1.680
	ø50	44500150	50	≥ 45,6	3	21	840



# Cosmoflex® Heavy Type

## Pliable Corrugated Conduit - 1250N

Application standards: EN 61386.22

Harmonisation Directives: 2002/95/EE. (EU) 2017/2102 & 2014/35/EE

Properties		Class 4441
Compression Resistance	Heavy Type (1250N)	"4"
Impact Resistance	Heavy Type 6 Joule	"4"
Minimum Application Temperature	-25°C	"4"
Maximum Application Temperature	+60°C	"1"
Bending Resistance	Pliable (spiral)	"2"
Electric Properties	Electrical insulating properties	"2"
Resistance Against Penetration of Solid Particles	Dust - Tight	"6"
Resistance Against Penetration of Liquid Particles	Low Pressure Water Jets (all directions)	"5"
Flame Propagation Resistance	Non Flame Propagating	"1"



Heavy Type (1250N)	Type	Item code	(mm)	(mm)	(m)	Packaging (m)	Pallet (m)
<b>RAL 7035</b> Grey	ø16	45000816	16	≥ 10,2	50	200	3.600
	ø20	45000820	20	≥ 13,6	50	200	2.400
	ø25	45000825	25	≥ 18,6	50	200	2.400
	ø32	45000832	32	≥ 24,3	25	100	1.200
	ø40	45000840	40	≥ 31,2	25	50	800
	ø50	45000850	50	≥ 39,8	25	50	600
	ø63	45000863	63	≥ 50,3	25	25	300



EN ISO 9001:2015  
EN ISO 14001:2015  
EN ISO 45001:2018





# Cosmotube® Heavy Type

## Rigid Straight Conduit - 1250N

Application standards: EN 61386.21

Harmonisation Directives: 2002/95/EE. (EU) 2017/2102 & 2014/35/EE

Properties		Class 4441
Compression Resistance	Heavy Type (1250N)	"4"
Impact Resistance	Heavy Type 6 Joule	"4"
Minimum Application Temperature	-25°C	"4"
Maximum Application Temperature	+60°C	"1"
Bending Resistance	Rigid	"1"
Electric Properties	Electrical insulating properties	"2"
Resistance Against Penetration of Solid Particles	Dust - Tight	"6"
Resistance Against Penetration of Liquid Particles	Low Pressure Water Jets (all directions)	"5"
Flame Propagation Resistance	Non Flame Propagating	"1"



Heavy Type (1250N)	Type	Item code	(mm)	(mm)	(m)	Packaging (m)	Pallet (m)
<b>RAL 7035</b> Grey	ø16	44516126	16	≥ 12	3	60	9.000
	ø20	44520168	20	≥ 16,4	3	60	5.400
	ø25	44525214	25	≥ 21,2	3	60	3.600
	ø32	44532278	32	≥ 27,8	3	30	2.400
	ø40	44540354	40	≥ 35,1	3	30	1.680
	ø50	44550446	50	≥ 45	3	15	900



# Cosmoflex® Medium Type

Pliable Corrugated Conduit - 750N **HALOGEN FREE**

Application standards: EN 61386.22. EN 50642

Harmonisation Directives: 2002/95/EE, (EU) 2017/2102 & 2014/35/EE

Properties		Class 3343
Compression Resistance	Medium Type (750N)	"3"
Impact Resistance	Medium Type 2 Joule	"3"
Minimum Application Temperature	-25°C	"4"
Maximum Application Temperature	+105°C	"3"
Bending Resistance	Pliable (spiral)	"2"
Electric Properties	Electrical insulating properties	"2"
Resistance Against Penetration of Solid Particles	Dust - Tight	"6"
Resistance Against Penetration of Liquid Particles	Low Pressure Water Jets (all directions)	"5"
Flame Propagation Resistance	Non Flame Propagating	"1"



Medium Type (750N)	Type	Item code	(mm)	(mm)	(m)	Packaging (m)	Pallet (m)
<b>RAL 7035</b> Grey	ø16	45005516	16	≥ 10,7	50	200	3.600
	ø20	45005520	20	≥ 14,1	50	200	2.400
	ø25	45005525	25	≥ 18,4	50	200	2.400
	ø32	45005532	32	≥ 24,4	25	100	1.200
	ø40	45005540	40	≥ 31,2	25	50	800
	ø50	45005550	50	≥ 39,6	25	50	600



EN ISO 9001:2015  
EN ISO 14001:2015  
EN ISO 45001:2018





# Cosmotube® Medium Type

## Rigid Straight Conduit - 750N HALOGEN FREE

Application standards: EN 61386.21. EN 50642

Harmonisation Directives: 2002/95/EE, (EU) 2017/2102 & 2014/35/EE

Properties		Class 3343
Compression Resistance	Medium Type (750N)	"3"
Impact Resistance	Medium Type 2 Joule	"3"
Minimum Application Temperature	-25°C	"4"
Maximum Application Temperature	+105°C	"3"
Bending Resistance	Rigid	"4"
Electric Properties	Electrical insulating properties	"2"
Resistance Against Penetration of Solid Particles	Dust - Tight	"6"
Resistance Against Penetration of Liquid Particles	Low Pressure Water Jets (all directions)	"5"
Flame Propagation Resistance	Non Flame Propagating	"1"



Medium Type (750N)	Type	Item code	(mm)	(mm)	(m)	Packaging (m)	Pallet (m)
<b>RAL 7035</b> Grey	ø16	44580016	16	≥ 13,4	3	111	6.660
	ø20	44580020	20	≥ 16,8	3	111	5.550
	ø25	44580025	25	≥ 21,6	3	57	3.420
	ø32	44580032	32	≥ 28,2	3	57	2.280
	ø40	44580040	40	≥ 36,0	3	21	1.680
	ø50	44580050	50	≥ 45,6	3	21	840



# Cosmoflex® Black Medium Type

Pliable Corrugated Conduit - 750N **HALOGEN FREE**

Application standards: EN 61386.21, EN 50642

Harmonisation Directives: 2014/35/EE (LVD), 2011/65/EE (RoHS)

Properties		Class 3343
Compression Resistance	Medium Type (750N)	"3"
Impact Resistance	Medium Type 2 Joule	"3"
Minimum Application Temperature	-25°C	"4"
Maximum Application Temperature	+105°C	"3"
Bending Resistance	Pliable (spiral)	"2"
Electric Properties	Electrical insulating properties	"2"
Resistance Against Penetration of Solid Particles*	Dust - Tight	"6"
Resistance Against Penetration of Liquid Particles*	Low Pressure Water Jets (all directions)	"5"
Flame Propagation Resistance	Non Flame Propagating	"1"

\* (IP65)



Medium Type (750N)	Type	Item code	(mm)	(mm)	(m)	Packaging (m)	Pallet (m)
<b>RAL 9005</b> Black	ø20	45005520.20	20	≥ 14,1	50	200	2.400
	ø25	45005525.20	25	≥ 18,4	50	200	2.400



# Cosmotube® Black Medium Type

Rigid Straight Conduit - 750N **HALOGEN FREE**

Application standards: EN 61386.21, EN 50642

Harmonisation Directives: 2014/35/EE (LVD), 2011/65/EE (RoHS)

Properties		Class 3343
Compression Resistance	Medium Type (750N)	"3"
Impact Resistance	Medium Type 2 Joule	"3"
Minimum Application Temperature	-25°C	"4"
Maximum Application Temperature	+105°C	"3"
Bending Resistance	Rigid	"1"
Electric Properties	Electrical insulating properties	"2"
Resistance Against Penetration of Solid Particles	Dust - Tight	"6"
Resistance Against Penetration of Liquid Particles	Low Pressure Water Jets (all directions)	"5"
Flame Propagation Resistance	Non Flame Propagating	"1"



Medium Type (750N)	Type	Item code	(mm)	(mm)	(m)	Packaging (m)	Pallet (m)
<b>RAL 9005</b> Black	ø20	44580020.20	20	≥ 17,1	3	111	5.550
	ø25	44580025.20	25	≥ 21,7	3	57	3.420





# Cosmoflex® Medium Type

## Pliable Corrugated Conduit - 750N

Application standards: EN 61386.22

Harmonisation Directives: 2002/95/EU, (EU) 2017/2102 & 2014/35/EU

Properties		Class 3341
Compression Resistance	Medium Type (750N)	"3"
Impact Resistance	Medium Type 2 Joule	"3"
Minimum Application Temperature	-25°C	"4"
Maximum Application Temperature	+60°C	"1"
Bending Resistance	Pliable (spiral)	"2"
Electric Properties	Electrical insulating properties	"2"
Resistance Against Penetration of Solid Particles	Dust - Tight	"6"
Resistance Against Penetration of Liquid Particles	Low Pressure Water Jets (all directions)	"5"
Flame Propagation Resistance	Non Flame Propagating	"1"



Medium Type (750N)	Type	Item code	(mm)	(mm)	(m)	Packaging (m)	Pallet (m)
<b>RAL 7035</b> Grey	ø16	45000616	16	≥ 10,7	50	200	3.600
	ø20	45000620	20	≥ 14,1	50	200	2.400
	ø25	45000625	25	≥ 18,4	50	200	2.400
	ø32	45000632	32	≥ 24,4	25	100	1.200
	ø40	45000640	40	≥ 31,2	25	50	800
	ø50	45000650	50	≥ 39,6	25	50	600



# Cosmotube<sup>®</sup> Medium Type

## Rigid Straight Conduit - 750N

Application standards: EN 61386.21

Harmonisation Directives: 2002/95/EU, (EU) 2017/2102 & 2014/35/EU

Properties		Class 3341
Compression Resistance	Medium Type (750N)	"3"
Impact Resistance	Medium Type 2 Joule	"3"
Minimum Application Temperature	-25°C	"4"
Maximum Application Temperature	+60°C	"1"
Bending Resistance	Rigid	"1"
Electric Properties	Electrical insulating properties	"2"
Resistance Against Penetration of Solid Particles	Dust - Tight	"6"
Resistance Against Penetration of Liquid Particles	Low Pressure Water Jets (all directions)	"5"
Flame Propagation Resistance	Non Flame Propagating	"1"



Medium Type (750N)	Type	Item code	(mm)	(mm)	(m)	Packaging (m)	Pallet (m)
<b>RAL 7035</b> Grey	ø16	44216137	16	≥ 13,4	3	102	8.976
	ø20	44220174	20	≥ 17,1	3	102	5.100
	ø25	44225221	25	≥ 21,7	3	102	3.468
	ø32	44232286	32	≥ 28,6	3	30	2.400
	ø40	44240358	40	≥ 36	3	30	1.680
	ø50	44250451	50	≥ 46,1	3	15	900



# Cosmoflex® Light Type

Pliable Corrugated Conduit - 320N **HALOGEN FREE**

Application standards: EN 61386.22, EN 50642

Harmonisation Directives: 2002/95/EU, (EU) 2017/2102 & 2014/35/EU

Properties		Class 2243
Compression Resistance	Light Type (320N)	"2"
Impact Resistance	Light Type 1 Joule	"2"
Minimum Application Temperature	-25°C	"4"
Maximum Application Temperature	+105°C	"3"
Bending Resistance	Pliable (spiral)	"2"
Electric Properties	Electrical insulating properties	"2"
Resistance Against Penetration of Solid Particles	Dust - Tight	"6"
Resistance Against Penetration of Liquid Particles	Low Pressure Water Jets (all directions)	"5"
Flame Propagation Resistance	Non Flame Propagating	"1"



Light Type (320N)	Type	Item code	(mm)	(mm)	(m)	Packaging (m)	Pallet (m)
<b>RAL 7035</b> Grey	ø16	45003516	16	≥ 11,3	50	200	3.600
	ø20	45003520	20	≥ 14,9	50	200	2.400
	ø25	45003525	25	≥ 18,9	50	200	2.400
	ø32	45003532	32	≥ 24,9	25	100	1.200
	ø40	45003540	40	≥ 31,9	25	100	800
	ø50	45003550	50	≥ 40,4	25	100	600



# Cosmotube® Light Type

## Rigid Straight Conduit - 320N HALOGEN FREE

Application standards: EN 61386.21

Harmonisation Directives: 2002/95/EU, (EU) 2017/2102 & 2014/35/EU

Properties		Class 2243
Compression Resistance	Light Type (320N)	"2"
Impact Resistance	Light Type 1 Joule	"2"
Minimum Application Temperature	-25°C	"4"
Maximum Application Temperature	+105°C	"3"
Bending Resistance	Rigid	"1"
Electric Properties	Electrical insulating properties	"2"
Resistance Against Penetration of Solid Particles	Dust - Tight	"6"
Resistance Against Penetration of Liquid Particles	Low Pressure Water Jets (all directions)	"5"
Flame Propagation Resistance	Non Flame Propagating	"1"



Light Type (320N)	Type	Item code	(mm)	(mm)	(m)	Packaging (m)	Pallet (m)
<b>RAL 7035</b> Grey	ø16	44570016	16	≥ 14,4	3	111	6.660
	ø20	44570020	20	≥ 17,8	3	111	5.550
	ø25	44570025	25	≥ 22,6	3	57	3.420
	ø32	44570032	32	≥ 29,5	3	57	2.280








# Cosmoflex® Pro Light Type




Pliable Corrugated Conduit - 320N **HALOGEN FREE**

Application standards: EN 61386.22, EN 50642

Harmonisation Directives: 2014/35/EU (LVD), 2011/65/EU (RoHS)

Properties		Class 2243
Compression Resistance	Light Type (320N)	"2"
Impact Resistance	Light Type 1 Joule	"2"
Minimum Application Temperature	-25°C	"4"
Maximum Application Temperature	+105°C	"3"
Bending Resistance	Pliable (spiral)	"2"
Electric Properties	Electrical insulating properties	"2"
Resistance Against Penetration of Solid Particles	Dust - Tight	"6"
Resistance Against Penetration of Liquid Particles	Low Pressure Water Jets (all directions)	"5"
Flame Propagation Resistance	Non Flame Propagating	"1"

							
Light Type (320N)	Type	Item code	(mm)	(mm)	(m)	Packaging (m)	Pallet (m)
<b>RAL 1028</b> Yellow	ø16	45123516	16	11,3	50	200	3.600
	ø20	45123520	20	14,9	100	200	3.200
<b>RAL 9005</b> Black (inner wall)	ø25	45123525	25	18,9	50	200	2.400
	ø32	45123532	32	24,9	25	200	1.200

							
Light Type (320N)	Type	Item code	(mm)	(mm)	(m)	Packaging (m)	Pallet (m)
<b>RAL 1028</b> Yellow	ø16	45123516.10	16	11,3	50	200	3.600
	ø20	45123520.10	20	14,9	100	200	3.200
<b>RAL 9010</b> White (inner wall)	ø25	45123525.10	25	18,9	50	200	2.400



# Cosmotube® Pro Light Type

## Rigid Straight Conduit - 320N HALOGEN FREE

Application standards: EN 61386.21, EN 50642

Harmonisation Directives: 2014/35/EU (LVD), 2011/65/EU (RoHS)

Properties		Class 2243
Compression Resistance	Light Type (320N)	"2"
Impact Resistance	Light Type 1 Joule	"2"
Minimum Application Temperature	-25°C	"4"
Maximum Application Temperature	+105°C	"3"
Bending Resistance	Rigid	"1"
Electric Properties	Electrical insulating properties	"2"
Resistance Against Penetration of Solid Particles	Dust - Tight	"6"
Resistance Against Penetration of Liquid Particles	Low Pressure Water Jets (all directions)	"5"
Flame Propagation Resistance	Non Flame Propagating	"1"



Light Type (320N)	Type	Item code	(mm)	(mm)	(m)	Packaging (m)	Pallet (m)
<b>RAL 1028</b> Yellow	ø16	44570016.60	16	≥ 14,4	3	111	6.660
	ø20	44570020.60	20	≥ 17,8	3	57	5.130
	ø25	44570025.60	25	≥ 22,6	3	57	3.420



EN ISO 9001:2015  
EN ISO 14001:2015  
EN ISO 45001:2018





# Cosmoflex® Light Type

## Pliable Corrugated Conduit - 320N

Application standards: EN 61386.21

Harmonisation Directives: 2002/95/EU, (EU) 2017/2102 & 2014/35/EU

Properties		Class 2241
Compression Resistance	Light Type (320N)	"2"
Impact Resistance	Light Type 1 Joule	"2"
Minimum Application Temperature	-25°C	"4"
Maximum Application Temperature	+60°C	"1"
Bending Resistance	Pliable (spiral)	"2"
Electric Properties	Electrical insulating properties	"2"
Resistance Against Penetration of Solid Particles	Dust-tight	"6"
Resistance Against Penetration of Liquid Particles	Low Pressure Water Jets (all directions)	"5"
Flame Propagation Resistance	Non Flame Propagating	"1"



Light Type (320N)	Type	Item code	(mm)	(mm)	(m)	Packaging (m)	Pallet (m)
<b>RAL 7035</b> Grey	ø16	45000516	16	≥ 11,3	50	200	3.600
	ø20	45000520	20	≥ 14,9	50	200	2.400
	ø25	45000525	25	≥ 18,9	50	200	2.400
	ø32	45000532	32	≥ 24,9	25	100	1.200
	ø40	45000540	40	≥ 31,9	25	50	800
	ø50	45000550	50	≥ 40,4	25	50	600



EN ISO 9001:2015  
EN ISO 14001:2015  
EN ISO 45001:2018





# Cosmotube® Light Type

## Rigid Straight Conduit - 320N


Application standards: EN 61386.21

Harmonisation Directives: 2002/95/EU, (EU) 2017/2102 & 2014/35/EU

Properties		Class 2241
Compression Resistance	Light Type (320N)	"2"
Impact Resistance	Light Type 1 Joule	"2"
Minimum Application Temperature	-25°C	"4"
Maximum Application Temperature	+60°C	"4"
Bending Resistance	Rigid	"4"
Electric Properties	Electrical insulating properties	"2"
Resistance Against Penetration of Solid Particles	Dust-tight	"6"
Resistance Against Penetration of Liquid Particles	Low Pressure Water Jets (all directions)	"5"
Flame Propagation Resistance	Non Flame Propagating	"4"



Light Type (320N)	Type	Item code	(mm)	(mm)	(m)	Packaging (m)	Pallet (m)
<b>RAL 7035</b> Grey	ø16	44216144	16	≥ 14,4	3	102	8.976
	ø20	44220183	20	≥ 17,8	3	102	5.100
	ø25	44225231	25	≥ 22,6	3	102	3.468
	ø32	44232295	32	≥ 29,5	3	30	2.400



# Cosmoflex® Wire Medium Type

## Pliable Corrugated Conduit - 750N

Application standards: EN 61386.22

Harmonisation Directives: 2002/95/EU, (EU) 2017/2102 & 2014/35/EU

Properties		Class 3341
Compression Resistance	Medium type (750N)	"3"
Impact Resistance	Medium type 2 Joule	"3"
Minimum Application Temperature	-25°C	"4"
Maximum Application Temperature	+60°C	"1"
Bending Resistance	Pliable (Spiral)	"2"
Electric Properties	Electrical insulating properties	"2"
Resistance Against Penetration of Solid Particles	Dust - Tight	"6"
Resistance Against Penetration of Liquid Particles	Low Pressure Water Jets (all directions)	"5"
Flame Propagation Resistance	Non Flame Propagating	"1"



Medium Type (750N)	Type	Item code	(mm)	(mm)	(m)	Packaging (m)	Pallet (m)
<b>RAL 7035</b> Grey	ø20	45003520	20	≥ 14,1	50	200	2.400
	ø25	45003525	25	≥ 18,4	50	200	2.400



# Cosmos<sup>®</sup> Series Accessories

Compatible with Cosmoflex<sup>®</sup> and Cosmotube<sup>®</sup> conduits **HALOGEN FREE**

Application standards: EN 61386.21

Harmonisation Directives: 2002/95/EU, (EU) 2017/2102 & 2014/35/EU

Properties		Class 3343
Compression Resistance	Medium Type (750N)	"3"
Impact Resistance	Medium Type 2 Joule	"3"
Minimum Application Temperature	-25°C	"4"
Maximum Application Temperature	+105°C	"3"

## Couplers



Medium Type (750N)	Type	Item code	Packaging (pcs)	Packaging Dim. (cm)	Pcs/Box
<b>RAL 7035</b> Grey	ø16	47008716	100	34 X 15 X 15 cm	1.000
	ø20	47008720	100	34 X 15 X 15 cm	1.000
	ø25	47008725	100	34 X 15 X 15 cm	800
	ø32	47008732	50	34 X 15 X 15 cm	500
	ø40	47008740	40	34 X 15 X 15 cm	400
	ø50	63150050	15	34 X 15 X 15 cm	150

## Clips



Medium Type (750N)	Type	Item code	Packaging (pcs)	Packaging Dim. (cm)	Pcs/Box
<b>RAL 7035</b> Grey	ø16	47008416	100	17 X 12 X 9 cm	2.400
	ø20	47008420	100	17 X 12 X 9 cm	2.400
	ø25	47008425	100	17 X 12 X 9 cm	2.400
	ø32	47008432	80	17 X 12 X 9 cm	1.920
	ø40	63170040	50	17 X 12 X 9 cm	1.200
	ø50	63170050	25	17 X 12 X 9 cm	600

## Adaptors



Medium Type (750N)	Type	Item code	Compatibility	Packaging (pcs)	Packaging Dim. (cm)	Pcs/Box
<b>RAL 7035</b> Grey	ø16	47008616	ø80 & 80x80 weatherproof boxes	50	17 X 12 X 9 cm	1.200
	ø20	47008620	ø80 & 80x80 weatherproof boxes	50	17 X 12 X 9 cm	1.200
	ø25	47008625	100x100 weatherproof boxes	50	17 X 12 X 9 cm	1.200
	ø32	47008632	100x100 weatherproof boxes	30	17 X 12 X 9 cm	720



# Cosmos<sup>®</sup> Black Series Accessories

Compatible with Cosmoflex<sup>®</sup> Black and Cosmotube<sup>®</sup> Black conduits **HALOGEN FREE**

Application standards: EN 61386.21

Harmonisation Directives: 2002/95/EU, (EU) 2017/2102 & 2014/35/EU

Properties		Class 3343
Compression Resistance	Medium Type (750N)	"3"
Impact Resistance	Medium Type 2 Joule	"3"
Minimum Application Temperature	-25°C	"4"
Maximum Application Temperature	+105°C	"3"

## Couplers



Medium Type (750N)	Type	Item code	Packaging (pcs)	Packaging Dim. (cm)	Pcs/Box
<b>RAL 9005</b> Black	ø16	47008716.20	100	34 X 15 X 15 cm	1.000
	ø20	47008720.20	100	34 X 15 X 15 cm	1.000
	ø25	47008725.20	80	34 X 15 X 15 cm	800
	ø32	47008732.20	50	34 X 15 X 15 cm	500

## Clips



Medium Type (750N)	Type	Item code	Packaging (pcs)	Packaging Dim. (cm)	Pcs/Box
<b>RAL 9005</b> Black	ø20	47008420.20	100	17 X 12 X 9 cm	2.400
	ø25	47008425.20	100	17 X 12 X 9 cm	2.400

## Adaptors



Medium Type (750N)	Type	Item code	Compatibility	Packaging (pcs)	Packaging Dim. (cm)	Pcs/Box
<b>RAL 9005</b> Black	ø16	47008616.20	ø80 & 80x80 weatherproof boxes	100	17 X 12 X 9 cm	2.400
	ø20	47008620.20	ø80 & 80x80 weatherproof boxes	100	17 X 12 X 9 cm	2.400
	ø25	47008625.20	100x100 weatherproof boxes	50	17 X 12 X 9 cm	1.200
	ø32	47008632.20	100x100 weatherproof boxes	25	17 X 12 X 9 cm	600



# Cosmos<sup>®</sup> Pro Series Accessories

Compatible with Cosmoflex<sup>®</sup> Pro and Cosmotube<sup>®</sup> Pro conduits **HALOGEN FREE**

Application standards: EN 61386.21

Harmonisation Directives: 2002/95/EU, (EU) 2017/2102 & 2014/35/EU

Properties		Class 3343
Compression Resistance	Medium Type (750N)	"3"
Impact Resistance	Medium Type 2 Joule	"3"
Minimum Application Temperature	-25°C	"4"
Maximum Application Temperature	+105°C	"3"

## Couplers



Light Type (320N)	Type	Item code	Packaging (pcs)	Packaging Dim. (cm)	Pcs/Box
<b>RAL 1028</b> Orange	ø16	47008716.60	100	34 X 15 X 15 cm	1.000
	ø20	47008720.60	100	34 X 15 X 15 cm	1.000
	ø25	47008725.60	100	34 X 15 X 15 cm	800
	ø32	47008732.60	50	34 X 15 X 15 cm	500
	ø40	47008740.60	50	34 X 15 X 15 cm	400
	ø50	63150050.60	15	34 X 15 X 15 cm	150

## Clips



Light Type (320N)	Type	Item code	Packaging (pcs)	Packaging Dim. (cm)	Pcs/Box
<b>RAL 1028</b> Orange	ø16	47008416.60	100	17 X 12 X 9 cm	2.400
	ø20	47008420.60	100	17 X 12 X 9 cm	2.400
	ø25	47008425.60	100	17 X 12 X 9 cm	2.400
	ø32	47008432.60	50	17 X 12 X 9 cm	1.920



# T-Joint

## Cosmos® series Accessories

Application standards: EN 61386.21

Properties		Class 3343
Compression Resistance	Medium Type (750N)	"3"
Impact Resistance	Medium Type 2 Joule	"3"
Minimum Application Temperature	-25°C	"4"
Maximum Application Temperature	+60°C	"1"



Medium Type (750N)	Type	Item code	Packaging (pcs)	Packaging Dim. (cm)
<b>RAL 7035</b> Grey	ø16	69100016	100	34 X 15 X 15 cm
	ø20	69100020	100	34 X 15 X 15 cm
	ø25	69100025	100	34 X 15 X 15 cm

# Elbow

## Cosmos® series Accessories

Application standards: EN 61386.21



Properties		Class 3343
Compression Resistance	Medium Type (750N)	"3"
Impact Resistance	Medium Type 2 Joule	"3"
Minimum Application Temperature	-25°C	"4"
Maximum Application Temperature	+60°C	"1"



Medium Type (750N)	Type	Item code	Packaging (pcs)	Packaging Dim. (cm)
<b>RAL 7035</b> Grey	ø16	63160016	100	34 X 15 X 15 cm
	ø20	63160020	100	34 X 15 X 15 cm
	ø25	63160025	50	34 X 15 X 15 cm
	ø32	63160032	25	34 X 15 X 15 cm
	ø40	63160040	5	34 X 15 X 15 cm
	ø50	63160050	5	34 X 15 X 15 cm



# Bend 90°

## Cosmos® series Accessories


Application standards: EN 61386.21

Properties		Class 3341
Compression Resistance	Medium Type (750N)	"3"
Impact Resistance	Medium Type 2 Joule	"3"
Minimum Application Temperature	-25°C	"4"
Maximum Application Temperature	+60°C	"1"



Medium Type (750N)	Type	Item code	Packaging (pcs)	Packaging Dim. (cm)
<b>RAL 7035</b> Grey	ø16	69000016	100	34 X 15 X 15 cm
	ø20	69000020	100	34 X 15 X 15 cm
	ø25	69000025	100	34 X 15 X 15 cm





## Flush Mounted Conduit Systems (Embedded)





# Easyflex<sup>®</sup> Light Type

Pliable Corrugated Conduit - 320N - Under plaster

Application standards: EN 61386.22

Harmonisation Directives: 2002/95/EU, (EU) 2017/2102 & 2014/35/EU

Properties		Class 2221
Compression Resistance	Light Type (320N)	"2"
Impact Resistance	Light Type 1 Joule	"2"
Minimum Application Temperature	-5°C	"2"
Maximum Application Temperature	+60°C	"1"
Bending Resistance	Pliable (spiral)	"2"
Electric Properties	Electrical insulating properties	"2"
Resistance Against Penetration of Solid Particles	Protection Against Visible Dust	"5"
Resistance Against Penetration of Liquid Particles	Water Splashing (all directions)	"4"
Flame Propagation Resistance	Non Flame Propagating	"1"



Light Type (320N)	Type	Item code	(mm)	(mm)	(m)	Packaging (m)	Pallet (m)
<b>RAL 9001</b> Off-white - cream	No 11	45110011.11	17	≥ 12,2	50	200	3.600
	No 13,5	45110013.11	18,6	≥ 14,4	50	200	2.400
	No 16	45110016.11	21	≥ 16,8	50	200	2.400
	No 23	45110023.11	29,6	≥ 23,7	25	100	1.200
	No 29	45110029.11	36,2	≥ 29,3	25	100	800



EN ISO 9001:2015  
EN ISO 14001:2015  
EN ISO 45001:2018





# Easytube® Light Type

## Rigid Straight Conduit - 320N - Under plaster

Application standards: EN 61386.21

Harmonisation Directives: 2002/95/EU, (EU) 2017/2102 & 2014/35/EU

Properties		Class 2221
Compression Resistance	Light Type (320N)	"2"
Impact Resistance	Light Type 1 Joule	"2"
Minimum Application Temperature	-5°C	"2"
Maximum Application Temperature	+60°C	"1"
Bending Resistance	Rigid	"1"
Electric Properties	Electrical insulating properties	"2"
Resistance Against Penetration of Solid Particles	Protection Against Visible Dust	"5"
Resistance Against Penetration of Liquid Particles	Water Splashing (all directions)	"4"
Flame Propagation Resistance	Non Flame Propagating	"1"



Light Type (320N)	Type	Item code	(mm)	(mm)	(m)	Packaging (m)	Pallet (m)
<b>RAL 9001</b> Off-white - cream	No 11	44000111.11	11,5	≥ 10	3	300	12.000
	No 13,5	44000113.11	14	≥ 12,4	3	300	8.400
	No 16	44000116.11	16,3	≥ 14,1	3	300	6.000
	No 23	44000123.11	23,3	≥ 21,1	3	150	3.300
	No 29	44000129.11	29,2	≥ 26,8	3	90	2.520



# Flexodin® Blue 1000N

Pliable Corrugated Conduit - 1000N - Within Concrete

Application standards: EN 61386.22

Harmonisation Directives: 2002/95/EU, (EU) 2017/2102 & 2014/35/EU

Properties		Class 3341
Compression Resistance	Medium Type (1000N)	"3"
Impact Resistance	Medium Type 2 Joule	"3"
Minimum Application Temperature	-25°C	"4"
Maximum Application Temperature	+60°C	"1"
Bending Resistance	Pliable (spiral)	"2"
Electric Properties	Electrical insulating properties	"2"
Resistance Against Penetration of Solid Particles	Protection against visible dust	"5"
Resistance Against Penetration of Liquid Particles	Water splashing (all directions)	"4"
Flame Propagation Resistance	Non Flame Propagating	"1"



Medium Type (1000N)	Type	Item code	(mm)	(mm)	(m)	Packaging (m)	Pallet (m)
<b>RAL 5008</b> Blue	No 13,5	45100013.70	19,8	≥ 14,2	50	200	2.400
	No 16	45100016.70	22,6	≥ 16,8	50	200	2.400



# Flexodin® Medium Type

## Pliable Corrugated Conduit - 750N - Within Concrete

Application standards: EN 61386.22

Harmonisation Directives: 2002/95/EU, (EU) 2017/2102 & 2014/35/EU

Properties		Class 3341
Compression Resistance	Medium Type (750N)	"3"
Impact Resistance	Medium Type 2 Joule	"3"
Minimum Application Temperature	-25°C	"4"
Maximum Application Temperature	+60°C	"1"
Bending Resistance	Pliable (spiral)	"2"
Electric Properties	Electrical insulating properties	"2"
Resistance Against Penetration of Solid Particles	Protection against visible dust	"5"
Resistance Against Penetration of Liquid Particles	Water splashing (all directions)	"4"
Flame Propagation Resistance	Non Flame Propagating	"1"

### Conduits



Medium Type (750N)	Type	Item code	(mm)	(mm)	(m)	Packaging (m)	Pallet (m)
<b>RAL 7035</b> Grey	ø11	45000711	15,9	≥ 11,2	50	200	3.600
	ø13,5	45000713	19,8	≥ 14,2	50	200	2.400
	ø16	45000716	22,6	≥ 16,8	50	200	2.400
	ø23	45000723	29,6	≥ 23,6	25	100	1.200
	ø29	45000729	34,2	≥ 29,3	25	100	800

### Couplers



Medium Type (750N)	Type	Item code	Packaging (pcs)	Packaging Dim. (cm)
<b>RAL 7035</b> Grey	No11	47008316	100	40 X 30 X 27 cm
	No13,5	47008320	100	40 X 30 X 27 cm
	No16	47007316	100	40 X 30 X 27 cm



# Proflex® Medium Type

## Pliable Corrugated Conduit - 750N - Within Concrete

Application standards: EN 61386.22

Harmonisation Directives: 2002/95/EU, (EU) 2017/2102 & 2014/35/EU

Properties		Class 3341
Compression Resistance	Medium Type (750N)	"3"
Impact Resistance	Medium Type 2 Joule	"3"
Minimum Application Temperature	-25°C	"4"
Maximum Application Temperature	+60°C	"4"
Bending Resistance	Pliable (spiral)	"2"
Electric Properties	Electrical insulating properties	"2"
Resistance Against Penetration of Solid Particles	Protection against visible dust	"5"
Resistance Against Penetration of Liquid Particles	Water splashing (all directions)	"4"
Flame Propagation Resistance	Non Flame Propagating	"1"

### Conduits



Medium Type (750N)	Type	Item code	(mm)	(mm)	(m)	Packaging (m)	Pallet (m)
<b>RAL 7035</b> Grey	No 11	45010611.30	16,2	≥ 11,2	50	200	3.600
	No 13,5	45010613.30	18,9	≥ 14,2	50	200	2.400
	No 16	45010616.30	23,2	≥ 16,8	50	200	2.400
<b>RAL 9002</b> Grey (external pipe coating)	No 23	45010623.30	30,2	≥ 23,6	25	100	1.200
	No 29	45010629.30	36,8	≥ 29,3	25	100	800

### Couplers



Medium Type (750N)	Type	Item code	Packaging (pcs)	Packaging Dim. (cm)
<b>RAL 7035</b> Grey	No13,5	45150013	100	34 X 15 X 15 cm
	No16	45150016	100	34 X 15 X 15 cm



# Spirflex

## Pliable Corrugated Conduit - Special Applications

Application standards: EN 61386

Properties		Class 2111
Compression Resistance	Light Type (320N)	"2"
Impact Resistance	Light Type 2 Joule	"4"
Minimum Application Temperature	+5°C	"1"
Maximum Application Temperature	+60°C	"1"
Bending Resistance	Pliable (spiral)	"4"



Light Type (320N)	Type	Colors	Item code	(m)	Packaging (m)	Pallet (m)
<b>RAL 9001</b> Off-white - cream	ø10	Grey	61010010	30	30	3.300
	ø12	Grey	61010012	30	30	3.300
	ø14	Grey	61010014	30	30	3.300
<b>RAL 7035</b> Grey	ø16	Grey	61010016	30	30	3.300
	ø16	White	61010016.10	30	30	3.300
	ø18	Grey	61010018	30	30	3.300
	ø18	White	61010018.10	30	30	1.950
	ø20	Grey	61010020	30	30	1.950
	ø22	Grey	61010022	30	30	1.950
	ø25	Grey	61010025	30	30	1.950
	ø28	Grey	61010028	30	30	1.950
	ø32	Grey	61010032	30	30	1.000
	ø40	Grey	61010040	30	30	1.000
	ø50	Grey	61010050	30	30	1.000



## Junction Boxes & Accessories



**KASSINAKIS**

ELECTRICAL MATERIALS INDUSTRY



# Switch Boxes

Compatible with flush mounted conduits

Application standards: EN 60670.1

Harmonisation Directives: 2002/95/EU, (EU) 2017/2102 & 2014/35/EU



Light Type (320N)	Type	Item code	Packaging (pcs)	Packaging Dim. (cm)	Pallet (pcs)
<b>RAL 5005</b> Blue	Switch box ø62	47001003	100	40 X 30 X 27 cm	4.000
	Single frame switch box	47001006	100	40 X 30 X 27 cm	4.000
<b>RAL 9005</b> Black	Switch box extension ø62	47001005	100	40 X 30 X 27 cm	4.000

# Junction Boxes

Compatible with flush mounted conduits

Application standards: EN 60670.1

Harmonisation Directives: 2002/95/EU, (EU) 2017/2102 & 2014/35/EU



Light Type (320N)	Type	Item code	Packaging (pcs)	Packaging Dim. (cm)	Pallet (m)
<b>RAL 5005</b> Blue (base)	Box ø70	47000012	100	40 X 30 X 27 cm	4.000
	Box 7,5 X 7,5 cm	47075075	50	40 X 30 X 27 cm	2.000
	Box 10 X 10 cm	47100100	30	40 X 30 X 27 cm	1.200
<b>RAL 9010</b> White (cap)	Box 10 X 15 cm	47100150	20	40 X 30 X 27 cm	800
	Box cap ø70	47000011	350	40 X 30 X 27 cm	14.000
	Box cap 7,5 X 7,5 cm	47074075	200	40 X 30 X 27 cm	8.000
	Box cap 10 X 10 cm	47090100	300	40 X 30 X 27 cm	4.800
	Box cap 10 X 15 cm	47090150	100	40 X 30 X 27 cm	4.000



# Drywall Switch Boxes

Compatible with all conduits

Application standards: EN 60670-1



Light Type (320N)	Type	Item code	Packaging (pcs)	Packaging Dim. (cm)	Pallet (m)
<b>PANTONE 277C</b> Light Blue	Single 67 x 40	60992002	100	40 X 30 X 27 cm	4.000
	Single 67 x 50 (Deep)	60992008	100	40 X 30 X 27 cm	4.000
	Double 70/139 - 40	60992010	50	40 X 30 X 27 cm	2.000
	Triple 70 / 208 - 40	60992011	40	40 X 30 X 27 cm	1.600
	Drywall cap (for single boxes)	47000015	50	40 X 30 X 27 cm	



# Drywall Junction Boxes

Compatible with all conduits

Application standards: EN 60670-1



Light Type (320N)	Type	Item code	Packaging (pcs)	Packaging Dim. (cm)	Pallet (pcs)
<b>PANTONE 277C</b> Light Blue	100 x 100 x 40 mm	69010022	30	39,5 X 29,5 X 26,5 cm	960
	170 x 110 x 40 mm	69010023	24	39,5 X 29,5 X 26,5 cm	768
	170 x 170 x 45 mm	69010024	14		
	250 x 190 x 50 mm	69010025	1		



# Spot Light Boxes

Compatible with flush mounted conduits

Application standards: EN 60670.1

Harmonisation Directives: 2002/95/EU, (EU) 2017/2102 & 2014/35/EU



Light Type (320N)	Type	Item code	Packaging (pcs)	Packaging Dim. (cm)
<b>RAL 9005</b> Black	Large (ø63)	47000013	20	53 X 40 X 13 cm
	Small (ø50)	47000014	30	46 X 47 X 11 cm



# Weatherproof Boxes Black

Compatible with Cosmoflex® Black and Cosmotube® Black conduits **HALOGEN FREE**

Application standards: EN 60529, EN 60670, DIN 4102

Harmonisation Directives: 2002/95/EU, (EU) 2017/2102 & 2014/35/EU

Properties		IP65
Minimum Application Temperature	-25°C	
Maximum Application Temperature	+105°C	
Electric Properties	Electrical insulating properties	
Resistance Against Penetration of Solid Particles	Dust - Tight	
Resistance Against Penetration of Liquid Particles	Low Pressure Water Jets (all directions)	
Flame Propagation Resistance	Non Flame Propagating	



	Type	Item code	Packaging (pcs)	Packaging Dim. (cm)	Pallet (m)
<b>RAL 9005</b> Black	Box 80 x 80 x 45 mm (compatible with 16 and 20 conduits)	47848080.20	50	40 X 30 X 27 cm	2.000
	Box 100 x 100 x 45 mm (compatible with 16, 20 and 25 conduits)	47841010.20	24	40 X 30 X 27 cm	960





# Weatherproof Boxes

Compatible with Cosmoflex® and Cosmotube® conduits **HALOGEN FREE**

Application standards: EN 60529, EN 60670, DIN 4102

Harmonisation Directives: 2002/95/EU, (EU) 2017/2102 & 2014/35/EU

Properties		IP65
Minimum Application Temperature	-25°C	
Maximum Application Temperature	+105°C	
Electric Properties	Electrical insulating properties	
Resistance Against Penetration of Solid Particles	Dust - Tight	
Resistance Against Penetration of Liquid Particles	Low Pressure Water Jets (all directions)	
Flame Propagation Resistance	Non Flame Propagating	

	Type	Item code	 Packaging (pcs)	 Packaging Dim. (cm)	Pallet (m)
<b>RAL 7035</b> Grey	ø80 box (compatible with 16 and 20 conduits)	47000080	50	40 X 30 X 27 cm	2.800
	Box 80 x 80 x 45 mm (compatible with 16 and 20 conduits)	47848080	50	40 X 30 X 27 cm	2.000
	Box 100 x 100 x 45 mm (compatible with 16, 20 and 25 conduits)	47841010	24	40 X 30 X 27 cm	960



# Weatherproof Boxes

Compatible with Cosmoflex® and Cosmotube® conduits

Properties		IP55
Minimum Application Temperature	-5°C	
Maximum Application Temperature	+60°C	
Electric Properties	Electrical insulating properties	
Resistance Against Penetration of Solid Particles	Dust - Tight	
Resistance Against Penetration of Liquid Particles	Low Pressure Water Jets (all directions)	
Flame Propagation Resistance	Non Flame Propagating	



	Type	Item code	Packaging (pcs)	Packaging Dim. (cm)	Pallet (m)
<b>RAL 7035</b> Grey	ø70 x 40 (compatible with 16 and 20 conduits)	69010009	100	40 X 30 X 27 cm	4.000
	Box 60 x 60 x 40 mm (compatible with 16 and 20 conduits)	69010008	100	40 X 30 X 27 cm	4.000
	Box 120 x 80 x 59 (compatible with 16, 20 and 25 conduits)	69010003	50	40 X 30 X 27 cm	2.000
	Box 150 x 110 x 74.5 (compatible with 16, 20 and 25 conduits)	69010004	24	40 X 30 X 27 cm	960
	Box 190 x 140 x 70 (compatible with 16, 20, 25 and 32 conduits)	69010026	10	40 X 30 X 27 cm	400
	Box 240 x 190 x 90 (compatible with 16, 20, 25 and 32 conduits)	69010027	6	40 X 30 X 27 cm	240
	300 x 220 x 120 mm	69010028	1		
	380 x 300 x 120 mm	69010029	1		



# Weatherproof Switches - Sockets

Application standards: EN 60669

Properties		IP54
Minimum Application Temperature	-25°C	
Maximum Application Temperature	+90°C	
Electric Properties	Electrical insulating properties	
Resistance Against Penetration of Solid Particles	Protection Against Visible Dust	
Resistance Against Penetration of Liquid Particles	Water Splashing (all directions)	



	Type	Item code	Packaging (pcs)	Packaging Dim. (cm)	Pallet (m)
<b>RAL 7035</b> Grey	Weatherproof grey button	69032014	10	28 X 17 X 10 cm	2.000
	Weatherproof simple single return switch dark grey	69034012	10	28 X 17 X 10 cm	1.200
	Weatherproof switch double Commitateur, dark grey	69034018	10	28 X 17 X 10 cm	1.200
	Weatherproof Schuko single socket outlet with protection, dark grey	69034021	10	28 X 17 X 10 cm	1.200
	Weatherproof Schuko double socket outlet with protection, dark grey	69034022	10	27 X 13,5 X 10 cm	2.400

# Plastic Box for Underground Network



## Base

Type	Item code	Piece
69060220	20 x 20	1
69060230	30 x 30	1
69060240	40 x 40	1
69060255	55 x 55	1

## Cover

Type	Item code	Piece
69060120	20 x 20	1
69060130	30 x 30	1
69060140	40 x 40	1
69060155	55 x 55	1

## Grate

Type	Item code	Piece
69060120	20 x 20	Upon order
69060130	30 x 30	Upon order
69060140	40 x 40	Upon order
69060155	55 x 55	Upon order

## Other Accessories



### Electrical Panel Covers



	Type	Item code	Packaging (pcs)
<b>RAL 9010</b> White	Electrical Panel Covers	61000013	100/1000 pcs



### CAPS - Terminal protection caps (Screws)



	Type	Item code	Packaging (pcs)
<b>RAL 9005</b> Black	Cable joint protection (1.5-2.5 mm)	69050073	1000 pcs
	Cable joint protection (4 mm)	69050074	500 pcs
	Cable joint protection (6-10 mm)	69050075	500 pcs



# Cable Management Systems





# Cable Trunking - 25mm Width

Application standards: EN 50085

Harmonisation Directives: 2002/95/EU, (EU) 2017/2102 & 2014/35/EU

## Properties

Minimum Application Temperature	-25°C
Maximum Application Temperature	+60°C
Corrosion Resistance	Yes
Flame Propagation Resistance	Yes

## Cable Trunking



	Type	Item code	Quantity (m)	Packaging Dim.	Pallet (m)
<b>RAL 9010</b> White	25x16mm White	42025016.10	80	24 X 9 cm X 2,01 m	4.320
	25x25mm White	42025025.10	80	24 X 9 cm X 2,01 m	4.320
	25x40mm White	41025040.10	120	24 X 9 cm X 2,01 m	Upon order
	25x16mm Adhesive White	42225016.10	80	24 X 9 cm X 2,01 m	4320
	25x25mm Adhesive White	42225025.10	54	24 X 9 cm X 2,01 m	2916
	25x25mm Adhesive Birch	42325025.41	24	12,5 X 9 cm X 2,01 m	1296
	25x25mm Adhesive Walnut	42325025	24	12,5 X 9 cm X 2,01 m	1296
	25x25mm Adhesive Wenge	42325025.42	24	12,5 X 9 cm X 2,01 m	1296
	25x25mm Adhesive Black	42325025.20	24	12,5 X 9 cm X 2,01 m	1296
	25x25mm Adhesive Silver	42425025.30	24	12,5 X 9 cm X 2,01 m	1296

## Accessories



	Type	Item code	Quantity (pcs)	Packaging Dim. (cm)
<b>RAL 9010</b> White	Adjustable Internal Bend 25mm	47200125	18 pcs	17 X 13 X 9 cm
	Adjustable External Bend 25mm	47200025	28 pcs	17 X 13 X 9 cm
	Flat Bend 25mm	47240025	36 pcs	17 X 13 X 9 cm
	T25mm/T-Junction 25mm	47005025	30 pcs	17 X 13 X 9 cm
	Junction 25mm	47003025	80 pcs	17 X 13 X 9 cm
	End Cap 25mm	47001025	100 pcs	17 X 13 X 9 cm



# Cable Trunking - 40mm Width

Application standards: EN 50085

Harmonisation Directives: 22002/95/EU, (EU) 2017/2102 & 2014/35/EU

## Properties

Minimum Application Temperature	-25°C
Maximum Application Temperature	+60°C
Corrosion Resistance	Yes
Flame Propagation Resistance	Yes

## Cable Trunking



	Type	Item code	Quantity (m)	Packaging Dim.	Pallet (m)
<b>RAL 9010</b> White	40x16mm	42040016.10	58	24 X 9 cm X 2,01 m	2.320
	40x25mm	41040025.10	36	24 X 9 cm X 2,01 m	1.440
	40x30mm	42040030.10	72	24 X 9 cm X 2,01 m	1.440
	40x40mm	42140040.10	48	24 X 9 cm X 2,01 m	960
	40x60mm	41040060.10	48	24 X 9 cm X 2,01 m	Upon order
	40x16 Adhesive	42240016.10	58	24 X 9 cm X 2,01 m	Upon order
	40x25mm Adhesive	41240025.10	34	24 X 9 cm X 2,01 m	1.360

## Accessories



	Type	Item code	Quantity (pcs)	Packaging Dim. (cm)
<b>RAL 9010</b> White	Adjustable Internal Bend 40mm	47200140	18 pcs	34 X 15 X 15 cm
	Adjustable External Bend 40mm	47200040	14 pcs	34 X 15 X 15 cm
	Flat Bend 40mm	47240040	16 pcs	34 X 15 X 15 cm
	T-Junction 40mm	47005040	16 pcs	34 X 15 X 15 cm
	Junction 40mm	47003040	50 pcs	17 x 12 x 9 cm
	End Cap 40mm	47001040	68 pcs	17 x 12 x 9 cm



# Cable Trunking - 100mm Width

Application standards: EN 50085

Harmonisation Directives: 2002/95/EU, (EU) 2017/2102 & 2014/35/EU

## Properties

Minimum Application Temperature	-25°C
Maximum Application Temperature	+60°C
Corrosion Resistance	Yes
Flame Propagation Resistance	Yes

## Cable Trunking



	Type	Item code	Quantity (m)	Packaging Dim.	Pallet (m)
<b>RAL 9010</b> White	100x60mm White	41100060.10	20	24 X 18 cm X 2,01 m	400

## Accessories



	Type	Item code	Quantity (pcs)	Packaging Dim. (cm)
<b>RAL 9010</b> White	Adjustable Internal Bend 100mm	47100000	6 pcs	34 X 15 X 15 cm
	Adjustable External Bend 100x60/40mm	47164100	6 pcs	34 X 15 X 15 cm
	End Cap 100mm	47001100	14 pcs	17 X 13 X 9 cm



# Cable Trunking - 120mm Width

Application standards: EN 50085

Harmonisation Directives: 2002/95/EU, (EU) 2017/2102 & 2014/35/EU

## Properties

Minimum Application Temperature	-25°C
Maximum Application Temperature	+60°C
Corrosion Resistance	Yes
Flame Propagation Resistance	Yes

## Cable Trunking



	Type	Item code	Quantity (m)	Packaging Dim.	Pallet (m)
<b>RAL 9010</b> White	120x60mm White	41120060.10	16	24 X 18 cm X 2,01 m	320

## Accessories



	Type	Item code	Quantity (pcs)	Packaging Dim. (cm)
<b>RAL 9010</b> White	Adjustable Internal Bend 120mm	47120000	6 pcs	34 X 15 X 15 cm
	Adjustable External Bend 120x60/40mm	47164120	4 pcs	34 X 15 X 15 cm
	End Cap 120mm	47001120	14 pcs	17 X 13 X 9 cm



# Cable Trunking

## Additional Sizes (non self-adhesive)

Application standards: EN 50085

Harmonisation Directives: 2002/95/EU, (EU) 2017/2102 & 2014/35/EU

### Properties

Minimum Application Temperature	-25°C
Maximum Application Temperature	+60°C
Corrosion Resistance	Yes
Flame Propagation Resistance	Yes



Type	Item code	Quantity (m)	Packaging Dim.	Pallet (m)
12x10mm White	42012010.10	100	12,5 X 9 cm X 2,01 m	8.000
12x15mm White	42012015.10	100	12,5 X 9 cm X 2,01 m	8.000
16x16mm White	42016016.10	100	24 X 9 cm X 2,01 m	4.000
20x13mm White	42020013.10	100	24 X 9 cm X 2,01 m	4.000
32x13mm White	41032013.10	100	24 X 9 cm X 2,01 m	4.000
50x17mm White	41050017.10	100	24 X 19 cm X 2,01 m	2.000
60x40mm White	41060040.10	32	24 X 19 cm X 2,01 m	640
60x60mm White	41060060.10	32	24 X 19 cm X 2,01 m	640
80x40mm White	41080040.10	32	24 X 19 cm X 2,01 m	640
80x60mm White	41080060.10	24	24 X 19 cm X 2,01 m	480



# Self-adhesive Cable Trunking

## Additional Sizes

Application standards: EN 50085

Harmonisation Directives: 2002/95/EU, (EU) 2017/2102 & 2014/35/EU

### Properties

Minimum Application Temperature	-25°C
Maximum Application Temperature	+60°C
Corrosion Resistance	Yes
Flame Propagation Resistance	Yes



Type	Item code	Quantity (m)	Packaging Dim.	Pallet (m)
10x10mm Adhesive (ZIP) White	42010010.10	100	12,5 X 9 cm X 2,01 m	8.000
10x10mm Adhesive (ZIP) Brown	42010010.40	100	12,5 X 9 cm X 2,01 m	8.000
12x10mm Adhesive NEW White	42212010.10	100	12,5 X 9 cm X 2,01 m	8.000
12x15 Adhesive White	42212015.10	100	12,5 X 9 cm X 2,01 m	8.000
12x15 Adhesive Birch	42312015.41	100	12,5 X 9 cm X 2,01 m	8.000
12x15 Adhesive Walnut	42312015	100	12,5 X 9 cm X 2,01 m	8.000
12x15 Adhesive Wenge	42312015.42	100	12,5 X 9 cm X 2,01 m	8.000
12x15 Adhesive Black	42312015.20	100	24 X 9 cm X 2,01 m	8.000
12x15 Adhesive Silver	42412015.30	100	24 X 9 cm X 2,01 m	8.000
15x17mm Adhesive White	42215017.10	100	24 X 9 cm X 2,01 m	4.000
16x16mm Adhesive White	42216016.10	100	24 X 9 cm X 2,01 m	4.000
20x13mm Adhesive White	42220013.10	100	24 X 9 cm X 2,01 m	4.000
20x13mm Adhesive Birch	42320013.41	60	12,5 X 9 cm X 2,01 m	4.800
20x13mm Adhesive Walnut	42320013	60	12,5 X 9 cm X 2,01 m	4.800
20x13mm Adhesive Wenge	42320013.42	60	12,5 X 9 cm X 2,01 m	4.800
20x13mm Adhesive Black	42320013.20	60	24 X 9 cm X 2,01 m	4.800
20x13mm Adhesive Silver	42420013.30	60	24 X 9 cm X 2,01 m	4.800
32x13mm Adhesive White	41232013.10	100	24 X 9 cm X 2,01 m	4.000
32x13mm Adhesive Birch	41432013.41	40	12,5 X 9 cm X 2,01 m	3.200
32x13mm Adhesive Walnut	41432013	40	12,5 X 9 cm X 2,01 m	3.200
32x13mm Adhesive Wenge	41432013.42	40	24 X 9 cm X 2,01 m	3.200
32x13mm Adhesive Silver	41432013.30	40	24 X 19 cm X 2,01 m	3.200



# Data & Power Separation Trunking

Application standards: EN 50085

Harmonisation Directives: 2002/95/EU, (EU) 2017/2102 & 2014/35/EU

## Properties

Minimum Application Temperature	-25°C
Maximum Application Temperature	+60°C
Corrosion Resistance	Yes
Flame Propagation Resistance	Yes

## Multi-compartment ducts




Type	Item code	Quantity (pcs)	Packaging Dim.	Pallet (m)
Trunking el. installations 32 x 13 mm	41032013.10	100 pcs	24 X 9 cm X 2,01 m	4.000
Trunking el. installations 50 x 17 mm	41050017.10	100 pcs	24 X 19 cm X 2,01 m	2.000
Trunking el. installations (Skirting Ducts) 70 x 20 mm	41070020.10	60 pcs	24 X 19 cm X 2,01 m	1.200
Trunking el. installations 75 x 20 mm	41075020.10	48 pcs	24 X 19 cm X 2,01 m	960

## Skirting Ducts



Type	Item code	Quantity (pcs)	Packaging Dim.	Pallet (m)
Smart Duct ø20 White	42000020.10	50 pcs	Upon order	Upon order
Flexible Duct 15 x 15 mm N.T. White Self-Adhesive (Roll)	42015015.10	20 pcs	Upon order	Upon order



# Floor Cable Trunking

Application standards: EN 50085

Harmonisation Directives: 2002/95/EU, (EU) 2017/2102 & 2014/35/EU

## Properties

Minimum Application Temperature	-25°C
Maximum Application Temperature	+60°C
Corrosion Resistance	Yes
Flame Propagation Resistance	Yes



Type	Item code	Quantity (m)	Packaging Dim.	Pallet (m)
50x13mm White	41050013.10	30	12,5 X 9 cm X 2,01 m	2.400
50x13mm Grey	41050013.30	30	12,5 X 9 cm X 2,01 m	2.400
50x13mm Adhesive White	41250013.10	30	12,5 X 9 cm X 2,01 m	2.400
50x13mm Adhesive Grey	41250013.30	30	12,5 X 9 cm X 2,01 m	2.400
50x13mm Adhesive Birch	41450013.41	30	12,5 x 9 cm x 2.01 m	2.400
50x13mm Adhesive Walnut	41450013	30	12,5 x 9 cm x 2.01 m	2.400
50x13mm Adhesive Wenge	41450013.42	30	12,5 x 9 cm x 2.01 m	2.400
75x18mm White	41075018.10	30	24 X 9 cm X 2,01 m	1.200
75x18mm Grey	41075018.30	30	24 X 9 cm X 2,01 m	1.200
75x18mm Adhesive Grey	41275018.30	30	24 X 9 cm X 2,01 m	1.200
75x18mm Adhesive White	41275018.10	30	24 X 9 cm X 2,01 m	1.200
75x18mm Adhesive Birch	41475018.41	30	24 X 9 cm X 2,01 m	1.200
75x18mm Adhesive Walnut	41475018	30	24 X 9 cm X 2,01 m	1.200
75x18mm Adhesive Wenge	41475018.42	30	24 X 9 cm X 2,01 m	1.200



# Cable Management System 100x35mm

Application standards: EN 50085

Harmonisation Directives: 2002/95/EU, (EU) 2017/2102 & 2014/35/EU

## Properties

Minimum Application Temperature	-25°C
Maximum Application Temperature	+60°C
Corrosion Resistance	Yes
Flame Propagation Resistance	Yes

## Cable Trunking



	Type	Item code	Quantity (m)	Packaging Dim.	Pallet (m)
<b>RAL 9010</b> White	100x35mm White	41100035.10	32	24 X 18 X 2,01 m	640
	Channel Cable Separator 100mm	41000000	68	12,5 X 9 X 2,01 m	5.440

## Accessories



	Type	Item code	Quantity (pcs)	Packaging Dim. (cm)
<b>RAL 9010</b> White	Switch Support 35mm	47000035	80 pcs	23 X 12 X 9 cm
	Adjustable External Bend 100x35mm	47150136	6 pcs	34 X 15 X 15 cm
	Adjustable Internal Bend 100x35mm	47150135	6 pcs	34 X 15 X 15 cm
	Flat Bend 100x35mm	47250135	12 pcs	34 X 15 X 15 cm
	T-Junction 100x35mm	47002535	8 pcs	34 X 15 X 15 cm
	End Cap 100x35mm	47250335	25 pcs	23 X 12 X 9 cm



# Cable Management System 100x50mm

Application standards: EN 50085

Harmonisation Directives: 2002/95/EU, (EU) 2017/2102 & 2014/35/EU

## Properties

Minimum Application Temperature	-25°C
Maximum Application Temperature	+60°C
Corrosion Resistance	Yes
Flame Propagation Resistance	Yes

## Cable Trunking



	Type	Item code	Quantity (m)	Packaging Dim.	Pallet (m)
<b>RAL 9010</b> White	100x50mm	42100050.10	20	24 X 19 cm x 2,01 m	400
	Channel Cable Separator 100mm	41000000	68	12,5 X 9 cm X 2,01 m	5.440

## Accessories



	Type	Item code	Quantity (pcs)	Packaging Dim. (cm)
<b>RAL 9010</b> White	50mm/Switch Support	47000050	60 pcs	23 X 12 X 9 cm
	Adjustable External Bend 100x50mm	47150136	6 pcs	34 X 15 X 15 cm
	Adjustable Internal Bend 100x50mm	47150135	6 pcs	34 X 15 X 15 cm
	Flat Bend 100x50mm	47250135	12 pcs	34 X 15 X 15 cm
	T-Junction 100x50mm	47002535	8 pcs	34 X 15 X 15 cm
	End Cap 100x50mm	47250335	25 pcs	23 X 12 X 9 cm
	Cable Support Couplers	47100052	20 pcs	23 X 12 X 9 cm
	Switch support frame	47100051	10 pcs	23 X 12 X 9 cm
	Switch support frame spacer	47100055	10 pcs	23 X 12 X 9 cm
	Switch support frame with adaptor for Plug 45mm	47100063	10 pcs	23 X 12 X 9 cm



# Cable Management System 100x50-45mm

Application standards: EN 50085

Harmonisation Directives: 2002/95/EU, (EU) 2017/2102 & 2014/35/EU

## Properties

Minimum Application Temperature	-25°C
Maximum Application Temperature	+60°C
Corrosion Resistance	Yes
Flame Propagation Resistance	Yes

## Cable Trunking



	Type	Item code	Quantity (m)	Packaging Dim.	Pallet (m)
<b>RAL 9010</b> White	100x50-45mm White	41100545.10	20	24 X 19 cm x 2,01 m	Upon order

## Accessories



	Type	Item code	Quantity (pcs)	Packaging Dim. (cm)	Pallet (m)
<b>RAL 9010</b> White	Adjustable External Bend 100x50-45mm	47150546	6 pcs	34 X 15 X 15 cm	Upon order
	Adjustable Internal Bend 100x50-45mm	47150545	6 pcs	34 X 15 X 15 cm	Upon order
	Flat Bend 100x50-45mm	47250045	12 pcs	34 X 15 X 15 cm	Upon order
	T-Junction 100x50-45mm	47001545	8 pcs	34 X 15 X 15 cm	Upon order
	End Cap 100x50-45mm	47250335	25 pcs	23 X 12 X 9 cm	Upon order
	Switch Support safety 45mm	47100545	20 pcs		Upon order



# Cable Management System 130x70mm

Application standards: EN 50085

Harmonisation Directives: 2002/95/EU, (EU) 2017/2102 & 2014/35/EU

## Properties

Minimum Application Temperature	-25°C
Maximum Application Temperature	+60°C
Corrosion Resistance	Yes
Flame Propagation Resistance	Yes

## Cable Trunking



	Type	Item code	Quantity (m)	Packaging (m)
<b>RAL 9010</b> White	130x70mm	41130070.10	Upon order	Upon order
	Channel Cable Separator 70mm	41000001	Upon order	Upon order

## Accessories



	Type	Item code	Quantity (m)	Packaging (m)
<b>RAL 9010</b> White	End Cap 130x70mm	47230270	Upon order	Upon order



# CONDUIT SYSTEMS

PRODUCT		TECHNICAL SPECIFICATIONS				
Product Name	Class. Code	HF	Compress. (N)	Impact (J)	T° min	T° max
<b>Underground Networks</b>						
TERRAFLEX® / Double-Wall Conduits			450	1	-5°C	+60°C
<b>Light Type — HALOGEN FREE</b>						
COSMOFLEX® PRO Light HF	2233	✓	320	1	-25°C	+105°C
COSMOFLEX® PRO Light HF	2233	✓	320	1	-25°C	+105°C
COSMOFLEX® Light HF	2243	✓	320	1	-25°C	+105°C
COSMOTUBE® Light HF	2243	✓	320	1	-25°C	+105°C
<b>Light Type — PVC</b>						
COSMOFLEX® Light	2241		320	1	-25°C	+60°C
COSMOTUBE® Light	2241		320	1	-25°C	+60°C
EASYFLEX®	2221		320	1	-5°C	+60°C
EASYTUBE®	2221		320	1	-5°C	+60°C
<b>Medium Type — HALOGEN FREE</b>						
COSMOFLEX® Medium HF	3343	✓	750	2	-25°C	+105°C
COSMOTUBE® Medium HF	3343	✓	750	2	-25°C	+105°C
COSMOFLEX® Medium HF Black	3343	✓	750	2	-25°C	+105°C
COSMOTUBE® Medium HF Black	3343	✓	750	2	-25°C	+105°C
<b>Medium Type — PVC</b>						
COSMOFLEX® Medium	3341		750	2	-25°C	+60°C
COSMOTUBE® Medium	3341		750	2	-25°C	+60°C
COSMOFLEX® Medium Wire	3341		750	2	-25°C	+60°C
PROFLEX®	3341		750	2	-25°C	+60°C
FLEXODIN®	3341		750	2	-25°C	+60°C
<b>1000 Newton</b>						
FLEXODIN® 1000N Blue	3341		1000	2	-25°C	+60°C
<b>Heavy Type — HALOGEN FREE</b>						
COSMOFLEX® Heavy HF	4443	✓	1250	6	-25°C	+105°C
COSMOTUBE® Heavy HF	4443	✓	1250	6	-25°C	+105°C
<b>Heavy Type — PVC</b>						
COSMOFLEX® Heavy	4441		1250	6	-25°C	+60°C
COSMOTUBE® Heavy	4441		1250	6	-25°C	+60°C

Legend: ✓ Ideal ○ Possible — Not applicable

# - Full Reference Table

		APPLICATIONS							
Non Flame Propagating	Electrical Insulating Properties	Under Plaster	Emdedded	Exposed	Prefab. Buildings	Within Concrete	Under-ground	Solar Parks	Industrial
—	—	—	—	—	—	—	✓	✓	—
✓	✓	○	✓	—	✓	—	—	—	—
✓	✓	○	✓	—	✓	—	—	—	—
✓	✓	○	✓	—	✓	—	—	—	—
✓	✓	○	✓	—	✓	—	—	—	—
✓	✓	○	✓	—	✓	—	—	—	—
✓	✓	○	✓	—	✓	—	—	—	—
✓	✓	○	○	✓	○	○	✓	✓	✓
✓	✓	○	○	✓	○	○	✓	✓	✓
✓	✓	○	○	✓	○	○	✓	✓	✓
✓	✓	○	○	✓	○	○	✓	✓	✓
✓	✓	○	○	✓	○	○	✓	✓	✓
✓	✓	○	○	✓	○	○	✓	✓	✓
✓	✓	○	○	✓	○	○	✓	✓	✓
✓	✓	○	○	✓	○	○	✓	✓	✓
✓	✓	○	○	—	—	✓	—	✓	✓
✓	✓	○	○	—	—	✓	—	✓	✓
✓	✓	○	○	—	○	✓	—	✓	✓
✓	✓	—	—	✓	—	—	✓	✓	✓
✓	✓	—	—	✓	—	—	✓	✓	✓
✓	✓	—	—	✓	—	—	✓	✓	✓
✓	✓	—	—	✓	—	—	✓	✓	✓



## STANDARDS AND DIRECTIVES APPLIED

The pipe systems, the channel systems, but also the individual boxes and all components produced by KASSINAKIS, follow the most stringent European and Greek quality and environmental sensitivity standards.

The continuous quality control carried out in real time during the production process by the Quality Control Department, as well as the certification of our products by external recognized testing centers, ensure that the products that reach the installers meet the following specifications.

### EUROPEAN DIRECTIVES

**2006/95/EC** Low voltage Directive

**89/106/EEC** Construction Product Directive

**RoHS 2002/95/EC** Restriction of the use of certain Hazardous Substances.

### STANDARDS

**ELOT EN 50085** (Duct Systems), specifications the specific requirements of Rigid Duct Systems for Electrical Installations.

**ELOT EN 61386.21** (Rigid Electrical Pipe Systems), specifies the specific requirements of Rigid Pipe Systems for Electrical Installations.

**ELOT EN 61386.22** (Pliable Electrical Pipe Systems), specifies the specific requirements of the pliable pipe systems for electrical installations.

**ELOT EN 61670-1** (Electrical Conduit Boxes), specifies the special requirements for boxes intended for internal or external electrical installations within nominal voltage < 100V ac 1500VDC.

**ELOT EN 60529** (Degree of Waterproofness, IP). The degree of tightness is described by the acronym IP, followed by two numbers e.g. IP68. The first digit indicates the solids ingress resistance and the second digit indicates the liquid ingress resistance.

## DEGREE OF SOLIDS TIGHTNESS

**IP1** PROTECTION FROM SOLID OBJECTS LARGER THAN 50mm

**IP2** PROTECTION FROM SOLID OBJECTS LARGER THAN 12mm

**IP3** PROTECTION FROM SOLID OBJECTS LARGER THAN 2,5mm

**IP4** PROTECTION AGAINST SOLID OBJECTS LARGER THAN 1mm

**IP5** PROTECTION AGAINST DUST INHALING

**IP6** DUSTPROOFING IN A DUSTY ENVIRONMENT

## DEGREE OF FLUID TIGHTNESS

**IPX1** PROTECTION AGAINST VERTICAL WATER DROPLETS

**IPX2** PROTECTION AGAINST WATER DROPLETS INOCULATING THE TEST SPECIMEN WITH A TAPER 15°

**IPX3** PROTECTION AGAINST WATER SPRAY 60A

**IPX4** PROTECTION AGAINST EJECTED WATER

**IPX5** PROTECTION AGAINST SPLASHING WATER

**IPX6** PROTECTION AGAINST HIGH VELOCITY WATER JETS

**IPX7** PROTECTION AGAINST IMMERSION IN WATER

**IPX8** PROTECTION AGAINST SUBMERSION



# CLASSIFICATION CODE

The classification (or characterization or categorization) of plastic pipes is done according to the standard ELOT EN 61386 and after necessary tests in authorized laboratories.

The Classification Code includes twelve (12) digits which refer to:

Classification	1	2	3	4	5	6	7	8	9	10	11	12
Description	Compression resistance (scale 1 up to 5)	Impact resistance (scale 1 up to 5)	Minimum permanent application and installation temperature (scale 1 up to 5)	Maximum permanent application and installation temperature (scale 1 up to 7)	Bending resistance (scale 1 up to 4)	Electric properties (scale 0 up to 3)	Resistance against penetration of solid particles (scale 3 up to 6)	Resistance Against Penetration of Liquid Particles (scale 0 up to 7)	Resistance against corrosion metallic and composite pipes penetration of liquid particles (scale 1 up to 4)	Tensile strength (scale 0 up to 5)	Resistance to flame corrosion (scale 1 up to 2)	Suspended load capacity (scale 0 up to 5)

## Digit: 1

Compression resistance (scale 1 to 5)		
Class	Description	Compression (N)
1	very weak	125
2	weak	320
3	moderate	750
4	strong	1250
5	very strong	4000

## Digit: 3

Minimum permanent application and installation temperature (range 1 to 5)	
Class	Temperature (@C)
1	+5
2	-5
3	-15
4	-25
5	-45

## Digit: 2

Compression resistance (scale 1 to 5)			
Class	Description	Hammer mass (Kg)	Impact (in Joules)
1	very weak	0.5	0.5
2	weak	1	1
3	moderate	2	2
4	strong	2	6
5	very strong	6.8	20.4

## Digit: 4

Maximum permanent application and installation temperature (range 1 to 7)	
Class	Temperature (@C)
1	60
2	90
3	105
4	120
5	150
6	250
7	400

### Digit: 5

Bending resistance (scale 1 to 4)	
Class	Property
1	Rigid
2	Pliable
3	Pliable / self-replacing
4	Flexible

### Digit: 7

Resistance against penetration of solid particles (scale 3 to 6)	
Class	Properties
3	Protection from bodies with $\varnothing > 2,5$ mm
4	Protection from bodies with $\varnothing > 1,0$ mm
5	Protection against visible dust
6	Dust-tight

### Digit: 9

Resistance against corrosion metallic and composite pipes penetration of liquid particles (scale 1 to 4)	
Class	Protection
1	Low in and out
2	Moderate in and out
3	Moderate inside, high outside
4	High inside and out

### Digit: 11

Resistance to flame corrosion (scale 1 to 2)	
Class	Description
1	Non Flame Propagating
2	Spreads the flames

### Digit: 6

Electric Properties (scale 0 to 3)	
Class	Properties
0	Not mentioned
1	With electrical power prints
2	With electrical insulating properties
3	With electrical continuity and insulation features

### Digit: 8

Resistance against penetration of liquid particles (scale 0 to 7)	
Class	Protection
0	Not mentioned
1	Drops falling vertically
2	Vertically falling drops and the slope of the pipes $< 15^\circ$
3	Water jets
4	Water Splashing (all directions)
5	Low Pressure Water Jets (all directions)
6	Powerful water jets
7	Temporary immersion in water

### Digit: 10

Tensile strength (scale 0 to 5)	
Class	Tension
0	Not mentioned
1	Very weak
2	Weak
3	Moderate
4	Strong
5	Very strong

### Digit: 12

Suspended load capacity (scale 0 to 5)	
Class	Description
0	Not mentioned
1	Very weak
2	Weak
3	Moderate
4	Strong
5	Very strong







# **KASSINAKIS**

**P.E. KASINAKIS S.A.**

**Electrical Materials Industry**

Central Offices - Factory

6 Lykavittou str., 12244 Egaleo

Tel.: 210 5695 111

Fax: 210 5611 662

[info@kassinakis.gr](mailto:info@kassinakis.gr)

[www.kassinakis.gr](http://www.kassinakis.gr)

